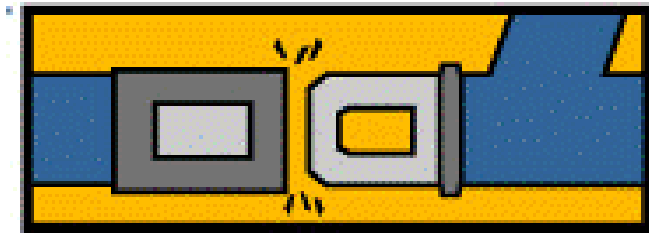




**2007 Seat Belt Survey:
Responses Recorded From All Sources
Mail and Fax Survey**



2007 Seat Belt Survey: Responses Recorded From All Sources

Introduction

SJTSA conducted a survey of several large groups in the region during May of 2007; it is part of a larger effort to gauge regional seatbelt use. This survey was meant to determine attitudes toward seatbelt use. It is hoped that with more knowledge of driver and occupant attitudes, that countermeasures by SJTSA and other organizations could be fine-tuned for this issue. Surveys were distributed to Atlantic, Cape May, Cumberland, and Salem County employees through their payroll systems. Members of the Alliance mailing list and students of a few colleges also provided responses. This paper reports the results of that survey; a total of 1774 responses were received.

Summary:

Most respondents claim that they use seatbelts, however only 76% of them claim to use seatbelts all the times.

Safety was a big reason for wearing seatbelts. The seatbelt law, and or fear of getting a ticket are also important factors in usage.

Also affecting behavior is the occupants position in the vehicle. Being in the backseat is a determining factor for occupant seatbelt usage, and for the driver to insist on usage. Along these lines, many respondents did not know the danger that unbuckled back seat passengers pose to the other passengers in a vehicle that crashes.

Conclusion:

This survey reflects the view of those willing to complete and return it. The pool of respondents do not necessarily reflect the views of all residents, employees or students in our region. However, the survey does give us some insight into driver's attitude toward seatbelt use.

Emphasis should be placed on getting drivers to always use their seatbelt, regardless of trip distance. Also drivers and occupants need to know that it is important that all passengers, regardless of their position in the vehicle, need to be wearing seatbelts. Drivers also need to know that they are responsible for all making sure all passengers 17 and under are buckled up.

Analysis:

There were 1774 responses to this survey.

As a Driver, Do You Wear a Seat Belt?

A total of 1722 said that they do use seatbelts (See Figure 1).
Only 52 out of the 1774 surveys (3%) said that they don't use seatbelts.

If You Do Wear a Seat Belt as a Driver, How Often Do You Wear One?

Although almost all said they do use seatbelts (97%), only 76% of those say they always use them (Figure 2).

Why do You Wear a Seat Belt?

Of those respondents that said they wore seatbelts (1722 out of 1744, or 97%), the reason cited most often for wearing a seat belt was safety (1187 or 67%). A significant number also wore seatbelts because it was the law (1044 or 59%), and because they were fearful of getting a ticket (362 or 20%) (Figure 3). See Note 1 on this page.

Why Don't You Wear a Seat Belt?

Comfort (63 out of 1774 respondents or 4%), government interference (40 or 2%), and fear of being trapped (31 or 2%), were the top categories that respondents cited for not wearing seatbelts (Figure 4).

Does the Trip Distance Make Any Difference?

A significant number of respondents mentioned that the trip distance was a factor (388 of 1744 or 22%) (Figure 4).

Back Seat Usage

Only 1164 of the 1774 (66%) said that they wear their seat belt when a passenger in the back seat. And only 1154 of the 1774 (65%) respondents say that, when they are driving, they insist that the back seat passengers wear a seatbelt (Figure 5).

Can an Unbuckled Passenger Kill You in a Crash?

A large number of the surveys (956 out of 1774 or 54%) said that they did know that an unbuckled passenger could kill them in a crash (Figure 5). This leaves 818 out of 1774 (46%) respondents that did not know this. In this respect, the survey was informative.

Are Front Seat Passengers Required to be Buckled-up?

Almost all respondents believe that a front seat passenger is required to be buckled-up (Figure 6).

Drivers are Responsible Up to What Age?

It should be noted that only 52% correctly answered that they are responsible up to 18 years old. Another 8% answered that 24 year-olds were the driver's responsibility.

Age / Gender

The age group 35-64 is the largest age group among respondents (70% of total). More females 62% responded than did males 36%, with 2% giving no answer.

Note 1: Percentages reported for this question refers to the percentage of all surveys, regardless of whether or not they claim to use seatbelts. This approach was taken because some who do use them did give reason for not using them.

Note 2: The survey did not give the option to select occupants over 24. It is interpreted that respondents that say they are responsible for someone that is at least 24 years-old, would consider themselves responsible for all adults.

SOUTH JERSEY TRAFFIC SAFETY ALLIANCE

Results for All Respondents

2007 SEAT BELT QUESTIONNAIRE

USAGE

As a driver, do you wear your seat belt?

No	Yes	Total	No	Yes	Total
52	1,722	1,774	2.9%	97.1%	100.0%

If YES

How Often Do You wear Your Seat belt?

- Always
- Blank
- Rarely
- Sometimes
- Usually

I Don't Use	I Do Use	Total	I Don't Use	I Do Use	Total
8	1,348	1,356	0.6%	99.4%	100.0%
38	77	115	33.0%	67.0%	100.0%
2	9	11	18.2%	81.8%	100.0%
3	62	65	4.6%	95.4%	100.0%
1	226	227	0.4%	99.6%	100.0%
52	1,722	1,774	2.9%	97.1%	100.0%

Why?

- It is the law
- Family influence
- Habit
- Fear of getting a ticket
- Local/National Campaign
- It can save my life (safety aspect)
- A long trip
- Other _____

No	Yes	Total	No	Yes	Total
730	1,044	1,774	41.1%	58.9%	100.0%
1,532	242	1,774	86.4%	13.6%	100.0%
1,399	375	1,774	78.9%	21.1%	100.0%
1,412	362	1,774	79.6%	20.4%	100.0%
1,753	21	1,774	98.8%	1.2%	100.0%
587	1,187	1,774	33.1%	66.9%	100.0%
1,730	44	1,774	97.5%	2.5%	100.0%

See Notes

If NO, why?

- It is not comfortable
- I don't believe in its safety and design
- Fear of being trapped
- I don't believe the government should legislate this
- Takes too much time
- Low Speed
- Because I have an air bag
- Other _____

No	Yes	Total	No	Yes	Total
1,711	63	1,774	96.4%	3.6%	100.0%
1,758	16	1,774	99.1%	0.9%	100.0%
1,743	31	1,774	98.3%	1.7%	100.0%
1,734	40	1,774	97.7%	2.3%	100.0%
1,768	6	1,774	99.7%	0.3%	100.0%
1,773	1	1,774	99.9%	0.1%	100.0%
1,769	5	1,774	99.7%	0.3%	100.0%
1,730	44	1,774	97.5%	2.5%	100.0%

Do you believe a seat belt can save your life?

Does distance make a difference?

Do you ever put the shoulder strap under your arm or behind your back?

As a passenger, do you wear a seat belt when riding in the front seat?

As a passenger, do you wear a seat belt when riding in the back seat?

As a driver, do you require front seat passengers to wear a seat belt?

As a driver, do you require back seat passengers to wear a seat belt?

Did you know that unbelted back seat passengers can kill front seat passengers in a crash?

No	Yes	Total	No	Yes	Total
79	1,695	1,774	4.5%	95.5%	100.0%
1,386	388	1,774	78.1%	21.9%	100.0%
1,533	241	1,774	86.4%	13.6%	100.0%
110	1,664	1,774	6.2%	93.8%	100.0%
610	1,164	1,774	34.4%	65.6%	100.0%
256	1,518	1,774	14.4%	85.6%	100.0%
620	1,154	1,774	34.9%	65.1%	100.0%
818	956	1,774	46.1%	53.9%	100.0%

SOUTH JERSEY TRAFFIC SAFETY ALLIANCE

Results for All Respondents

2007 SEAT BELT QUESTIONNAIRE

LAW

Are front seat passengers required to be buckled?

No	Yes	Total	No	Yes	Total
44	1,730	1,774	2.5%	97.5%	100.0%

Drivers are responsible for buckling passengers up to what age?

Age	Yes	Percent
Blank	113	6.4%
Age 8	291	16.4%
12	315	17.8%
18	917	51.7%
24	138	7.8%
Total	1,774	100.0%

OTHER

Age & Gender of Respondents:

Age	Blank	Female	Male	Grand Total
15-18	1	11	5	17
19-24	1	79	40	120
25-34	3	158	92	253
35-64	27	777	442	1246
65+	5	62	56	123
Blank	4	10	1	15
Grand Total	41	1,097	636	1,774

Age	Blank	Female	Male	Grand Total
15-18	0.1%	0.6%	0.3%	1.0%
19-24	0.1%	4.5%	2.3%	6.8%
25-34	0.2%	8.9%	5.2%	14.3%
35-64	1.5%	43.8%	24.9%	70.2%
65+	0.3%	3.5%	3.2%	6.9%
Blank	0.2%	0.6%	0.1%	0.8%
Grand Total	0	1	0	1

The sources of the 1774 responses are broken as follows:

Code	Count	Code	Count
Atlantic P/R	555	DRBA	79
Blank	2	Newsletter	336
Cape May P/R	256	Salem P/R	103
CCC	4	SCC	134
Cumberland P/R	291	(blank)	14
		Grand Total	1774

Your Home Zip Code is _____

The Number of Different Zip Codes Represented:

2007 SEAT BELT QUESTIONNAIRE

Why I Do Wear a Seat Belt:

retired fire fighter - experience

noise

awareness

I have seen the results of unbelted passengers in ER accidents

set good example for grandchildren

buzzer is bothersome

seat belt alarm

car beeps

car beeps

If I had a choice, I wouldn't

witnessed a headon collision w unrestrained passengers

to teach my son to do so

its uncomfortable

ask Corzine

should be drivers option

all of the above

in summer time

the buzzer in the vehicle

all of the above

it's the law, even for the governor

Fear of being trapped

Don't feel comfortable w/out it

saw 1st hand, working in e.r, how seat belts can save lives

why not wear it

ive seen just as many killed by a seat belt as saved

all of the above

just on long trips

Corzines example

drivers ed class

seat belt alarm

experience

to save my face

to save my face

I am a firefighter

statistics reveal they save lives

when I see a cop/driver requires it

daughter

my car has an alarm

car beeps if I don't!

good for my son to see that we click it or ticket

was in an accident and it saved my life before

Its the right thing to do

my jeep bounces too much

experience

bell

"Do as I say"

the bell

I was stopped once for not wearing it

2 shoulder surgerys

Governors Guidelines

All of the above

When I am using a county issued vehicle

Gov. should stay out of our lives, you have no right to require seat belts be worn. Its also a scam to raise money.

very annoying seatbelt indicator

2007 SEAT BELT QUESTIONNAIRE

Why I Do Wear a Seat Belt (Cont.)

always gave since I got my license in 1972
its for our own good
it did save my life
I can and it can cause more damage - all depends!!
safety reason & in case of accidents
it is the law to put your seat belt on
Fear of getting hurt like the Governor
I was in an accident where it prevented me from going through the windshield
Experienced accident not wearing seat belt
friend died in accident w/o seat belt
Weather
It has saved my life
It is habit
I have been wearing a seat belt since we had a car with them
Karma
Beeping won't stop until you buckle up (smiley face)
habit
I've been in car accidents w/o a seat belt
Wrinkled clothes don't help when you're in the morgue - Wear your seat belt
Are you aware that wearing a seat belt (driver) can kill?
I have made it a habit
Always have - habit
habit
Because I want to
It once saved my life
I've been in accidents w/ and w/o seat belt - each time my life was saved for wearing or not wearing it
I am not a driver
Habit
Saved me form death or serious injury in an accident in 1985;
when I was on a First Aid squad in the 70's I saw the benefit of
for the kids
Just because out of habit
Car beeps until I wear it
Keep me secure
Don't trust other people on the road
Career Public Safety
common sense
was in accident, save me from hitting windshield
safety law
see Gov. Corzine
why do I and the goverenor does not wear his
car buzzer sounds
taught to use one in 1968 & have always done so.
already saved life once
required by employer
EMS/working volunteer
in accident/car flipped and saved all
set example for children
because I remember to put it on
too many seat belt tickets
car ringer
it should be my choice
experience, it did save my life
warning bell

2007 SEAT BELT QUESTIONNAIRE

Why I Don't Wear a Seat Belt:

don't remember
Drs note, medical reasons
Its locks up when unnecessary, impairs vision at stop signs
habit
my girl friend was killed in a car accident by the seat belt (mother of my oldest son)
when its your time to go...youll go
lazy
in and out all the time
uncomfortable - short people, older cars, shoulder strap
lazy
forget
I forget
forget
my option
I fear it will not open in an emergency
parking in front of my house is the only time usually
forget
always wear seat belts
forgetfulness
Short distance
Forget
I forget to put it on
No reason, just a habit
Karma
Sometimes cost you your life
Get in and out of truck too much
I am not a driver
It is a horrific waste of taxpayer's money to enforce a personal
choice issue, regulate and enforce cell phone usage while driving
If I'm going to the bank 500 ft. away no I will not wear it
forgetful
a quick trip around the block
NJ Transit
Short Trips
forget
Distance of Trip
crown vics burn, would rather use airbags
Habit
no traffic on a one mile trip
No traffic, one mile trip
believe there is a 50/50 chance either way
only on a short trip
forget to sometimes
senior moments
laziness
just old school
I don't Drive
its pathetic how government is run by "big" business; give it a break!!!

Figure 1: As a Driver, Do You Wear a Seat belt?

Almost respondent claims to wear a seat belt when driving.

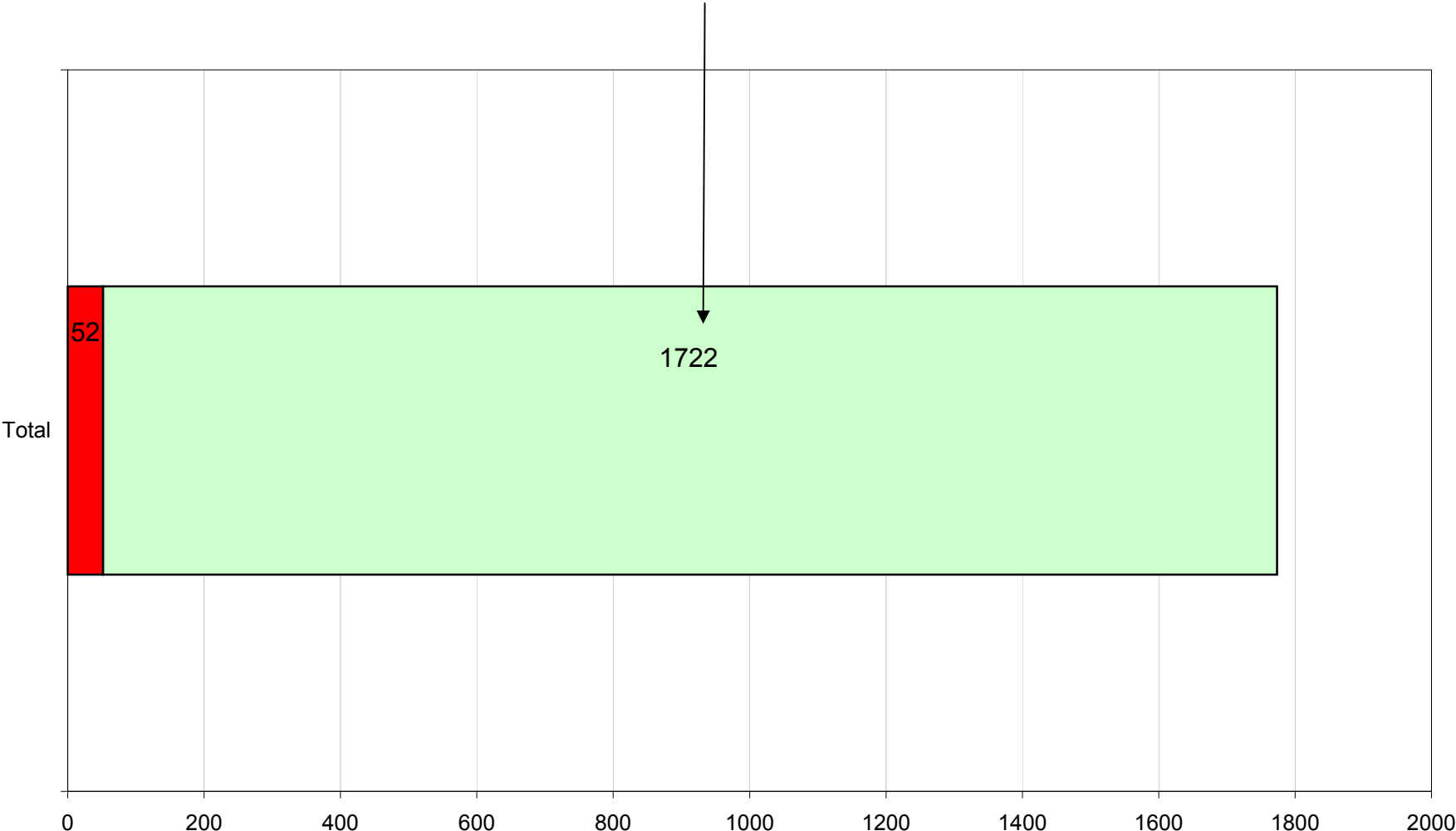


Figure 2: If You Use Seat Belts, How Often?

Notice 76% of all seat belt wearers say that they wear them always.

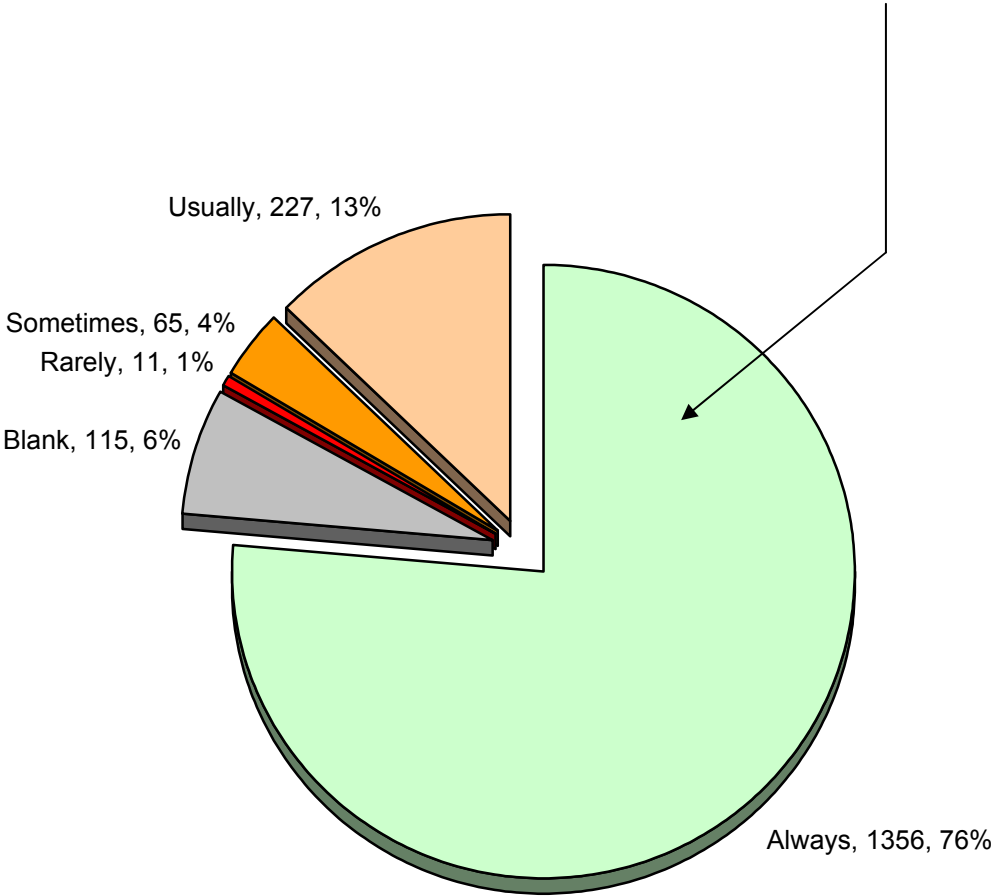


Figure 3: Why Do You Wear a Seatbelt?

Most say that they wear seatbelts because of safety reasons (that's good) and because it's the law. However notice that a significant number do so to avoid a ticket.

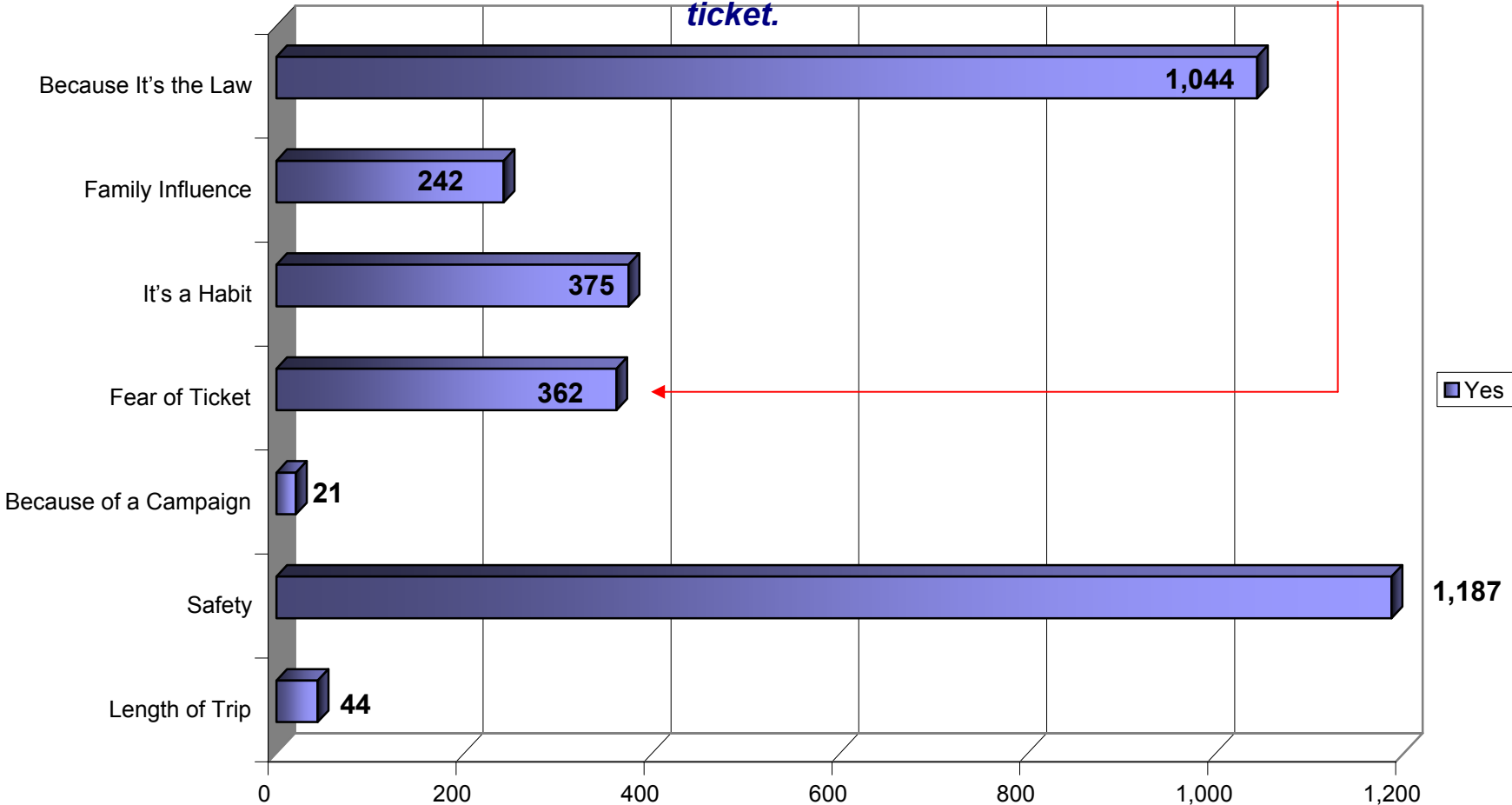


Figure 4: Reasons for Not Wearing a Seatbelt

Comfort was the most frequent response.

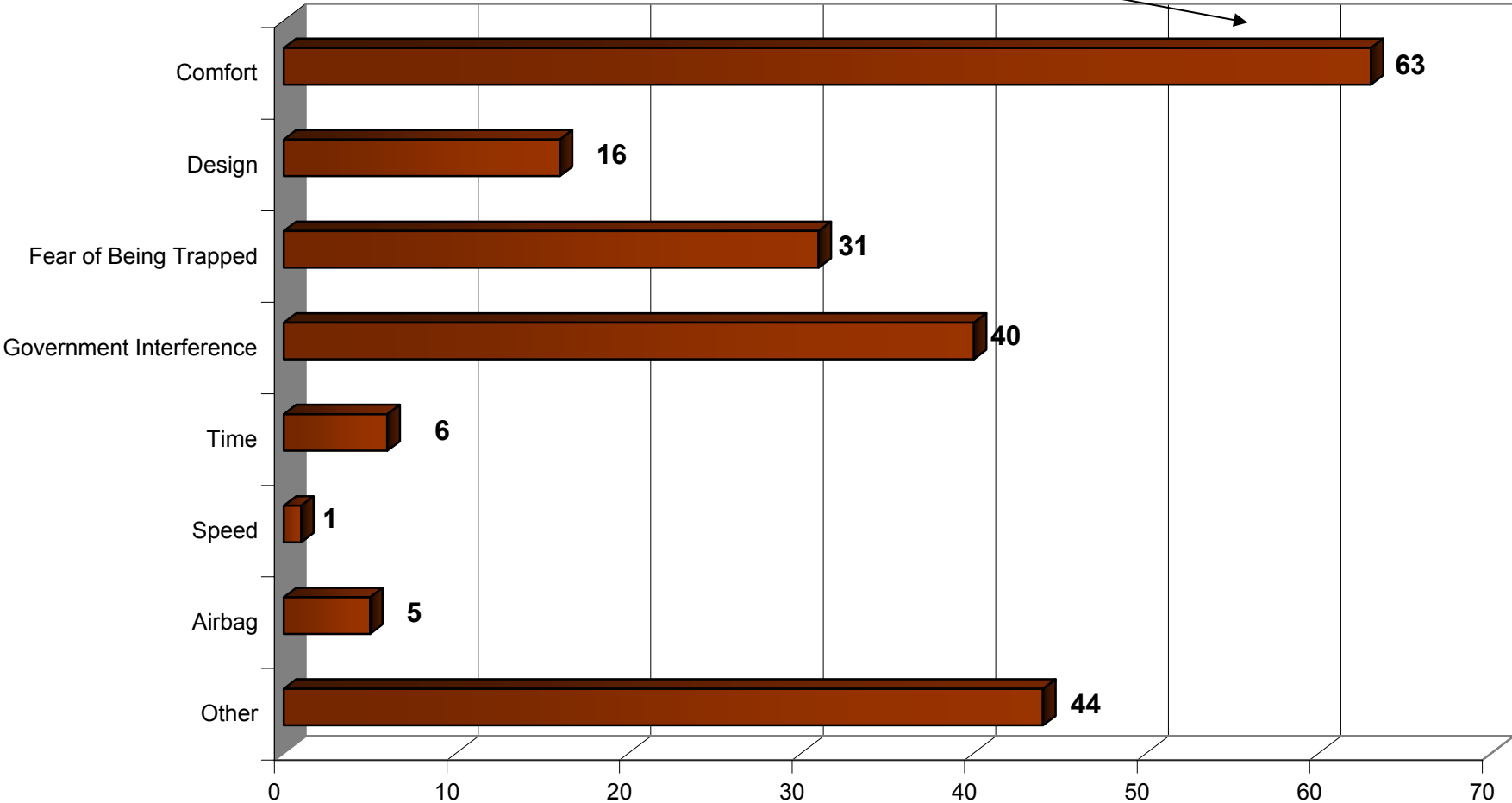


Figure 5: Questions 5-12, How Many Said Yes to Each Question?

Fortunately, most respondents believe a seat belt can save their life.

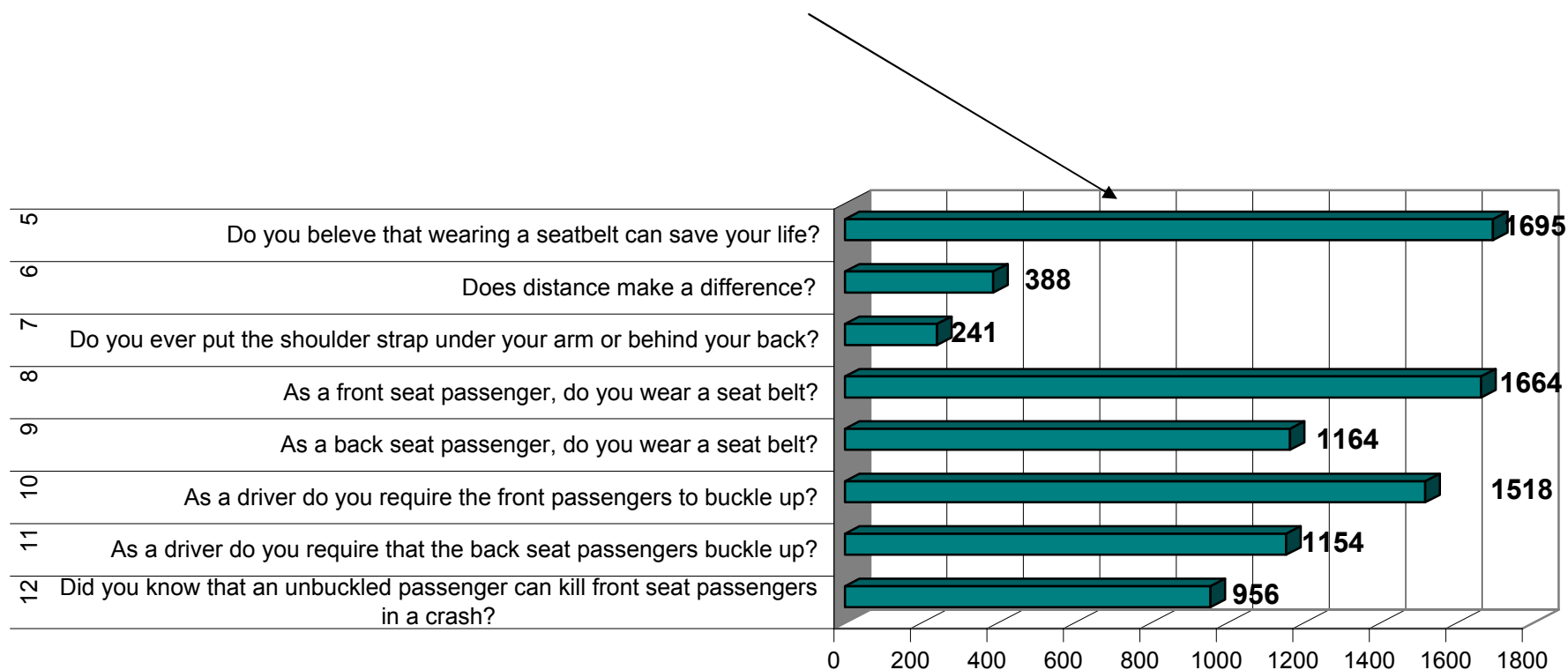


Figure 6: Are Front Seat Passengers Required to be Buckled?

A suprising number of respondents think (correctly) that front seat passengers are required to buckle up.

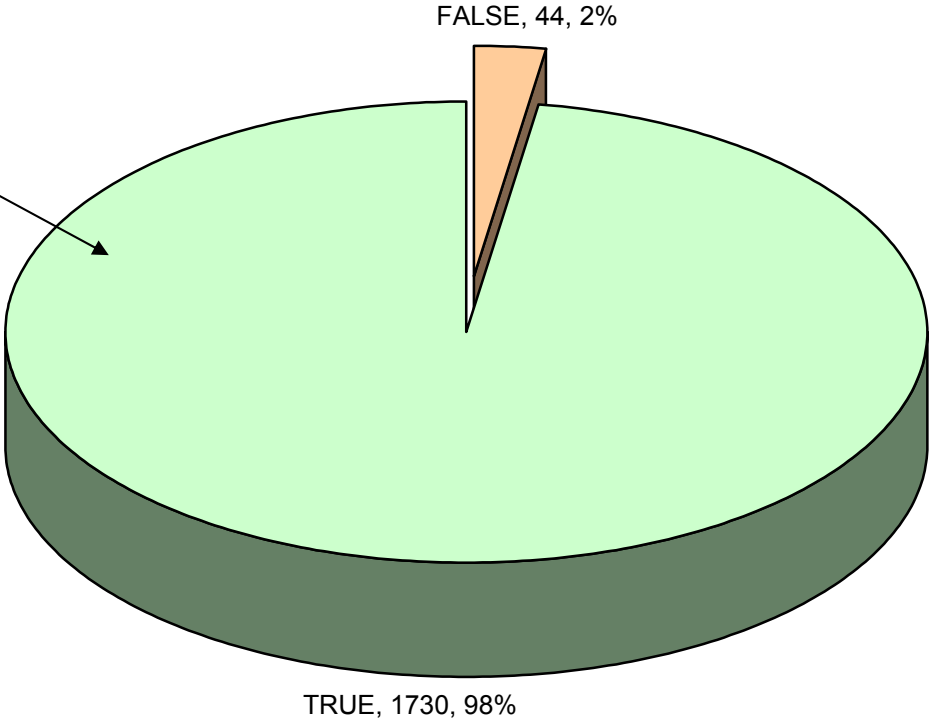


Figure 7: Drivers Are Responsible for Buckling Up Passengers Up To What Age?

Only about half of the respondents answered this question correctly.

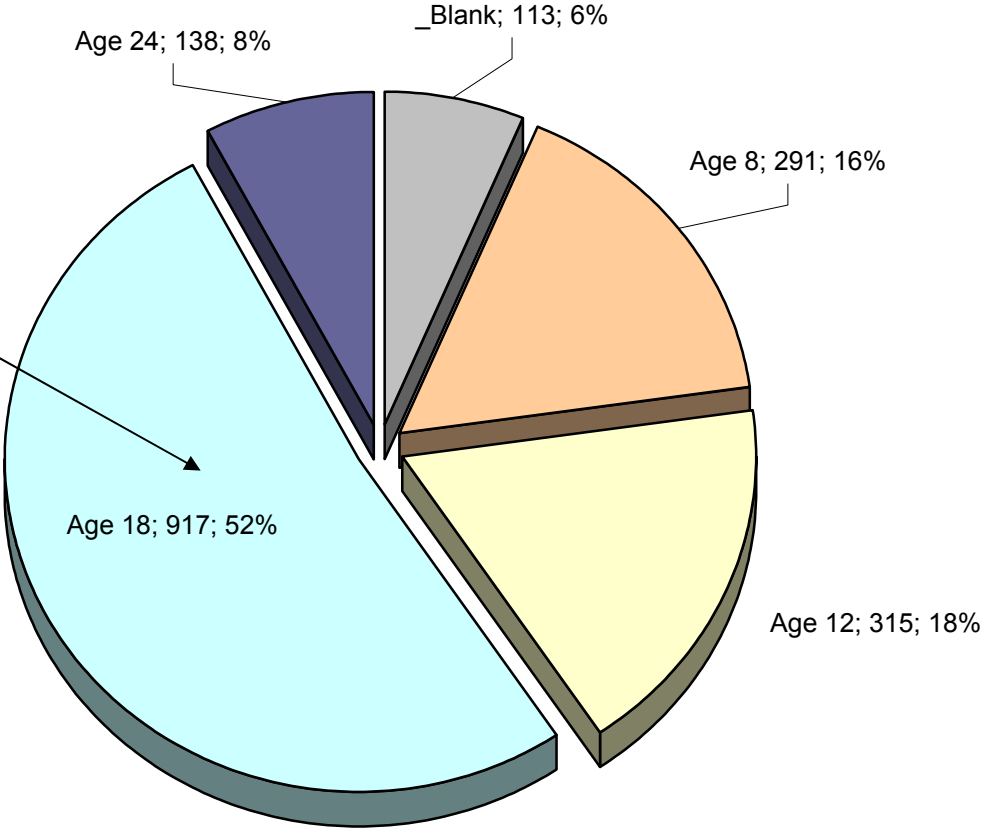


Figure 8: What is Your Age, Gender?

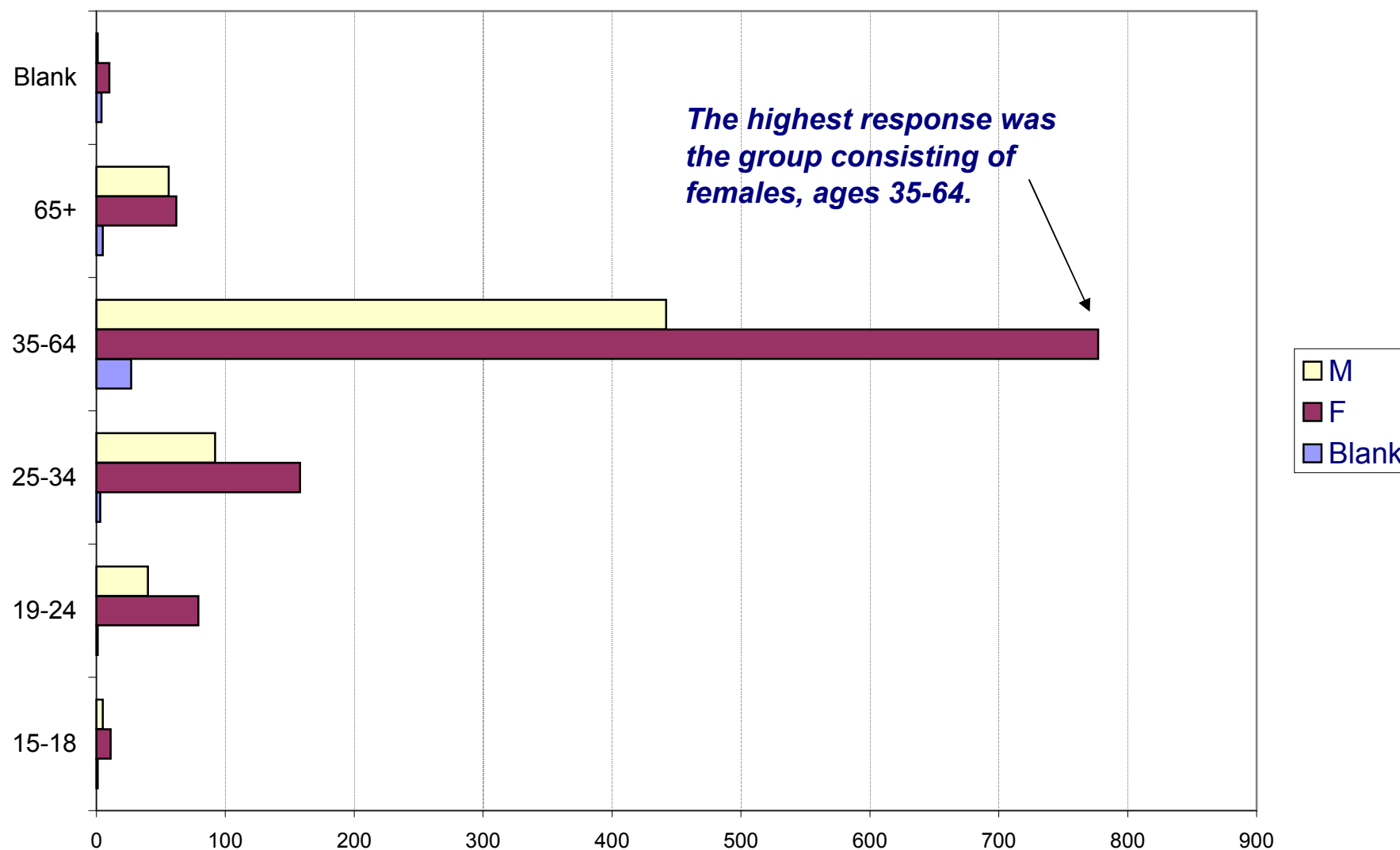


Figure 9: Total Surveys Received From Each Source

The highest number of responses came from Atlantic County employees.

